

LA-UR-24-23446

Approved for public release; distribution is unlimited.

Title: Modeling Approaches for Depletion of a TRISO-Fueled Microreactor

Author(s): Hoffman, Keenan Jeffrey

Intended for: Physics of Reactors (PHYSOR), 2024-04-22 (San Francisco, California, United States)

Issued: 2024-04-15



Los Alamos National Laboratory, an affirmative action/equal opportunity employer, is operated by Triad National Security, LLC for the National Nuclear Security Administration of U.S. Department of Energy under contract 89233218CNA000001. By approving this article, the publisher recognizes that the U.S. Government retains nonexclusive, royalty-free license to publish or reproduce the published form of this contribution, or to allow others to do so, for U.S. Government purposes. Los Alamos National Laboratory requests that the publisher identify this article as work performed under the auspices of the U.S. Department of Energy. Los Alamos National Laboratory strongly supports academic freedom and a researcher's right to publish; as an institution, however, the Laboratory does not endorse the viewpoint of a publication or guarantee its technical correctness.

Modeling Approaches for Depletion of a TRISO-Fueled Microreactor

Keenan Hoffman

Alexis Maldonado

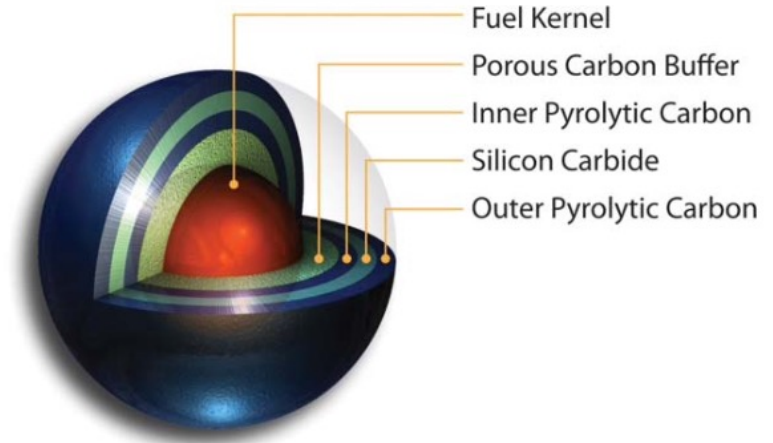
Todd Palmer

08/19/2024

LA-UR-24-23446

Introduction/Motivation

- Microreactors have great promise to fulfil a new set of mission objectives
 - Many operate at high temperatures
- However, depletion simulations are very slow
 - Require iteration to get right
- Explicitly modeling TRISO particles in MCNP dramatically slows down the surface tracking algorithm




B. COLLIN 2018



Outline

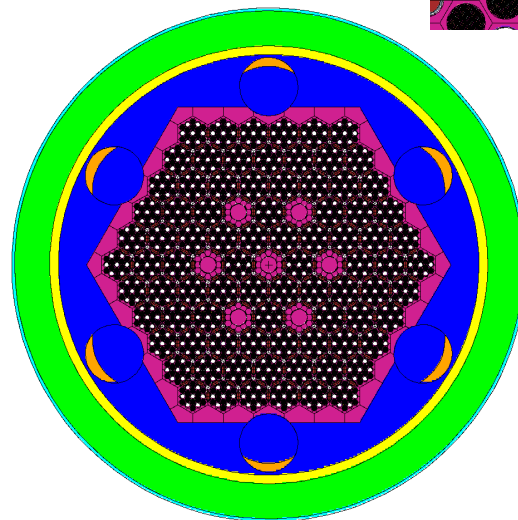

- Snowflake Microreactor:
 - **Spatial Depletion Resolution**
 - Global core parameters
 - **Reactivity-Equivalent Physical Transformation (RPT)**
 - Homogenization technique
 - **Woodcock Delta Tracking**
 - Cross section and collision treatment



Snowflake Microreactor

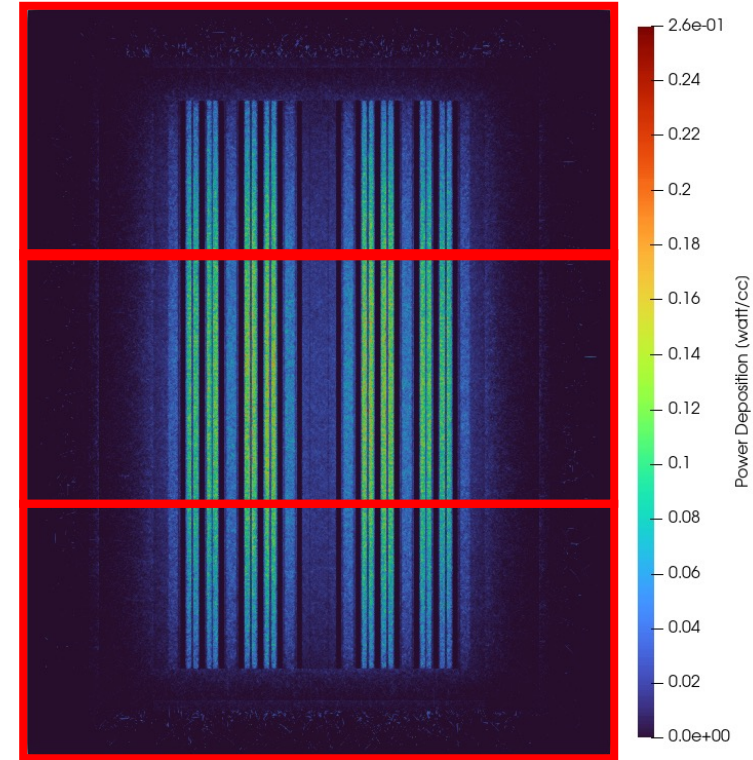
- Flexible design developed by Los Alamos National Laboratory
 - 3.5 MWt over 3 years
 - 6 control drums
 - 7 graphite followed shut down rods
 - 84 fueled “flakes”

- MCNP6 on LANL HPC
 - 36 processes
 - Run times less than 12 hours
 - Could be MUCH longer



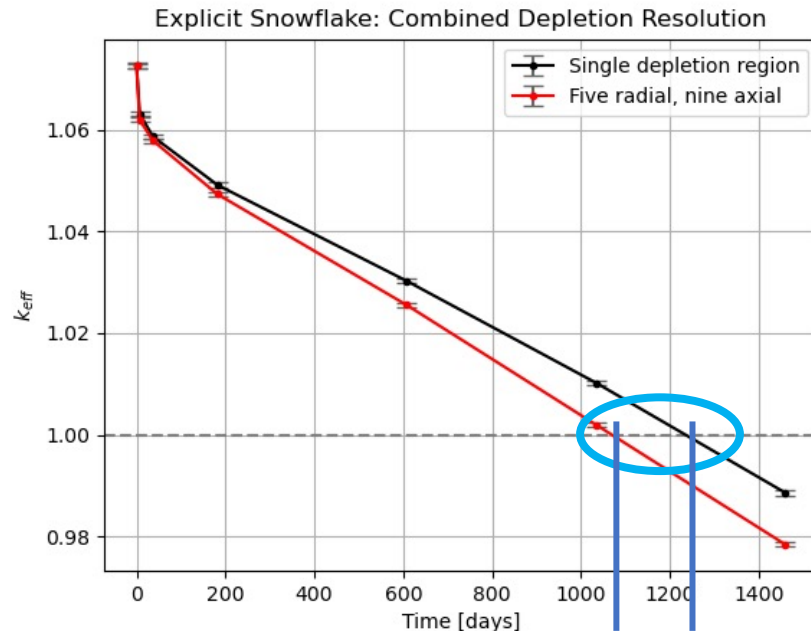
Spatial Depletion Resolution

- Why are depletion calculations inherently slow?
- What is spatial depletion resolution?
- How did I test it?



Spatial Depletion Resolution

- k_{eff} 826 PCM higher at end of simulation
- Core lifetime reduced from 3.5 to 2.9 years (20% reduction)
- 10% increase in CPU and run time (does this matter?)
 - single zone: 9.5 hours
 - 45 zones: 10.5 hours



2.9 vs 3.5 years



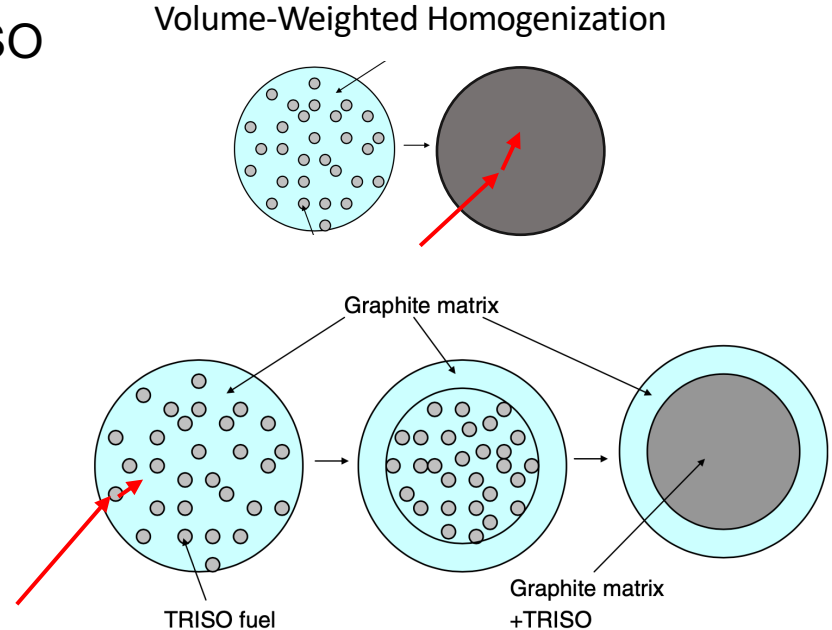
Differences in Isotopics (1 vs 45 zones)

Isotope	45 zone mass	1 zone % diff.
^{137}Cs	1.821e2 g	0.1%
^{148}Nd	5.543e1 g	0.1%
^{238}Pu	9.851e-1 g	-17.3%
^{239}Pu	7.463e2 g	1.7%
^{240}Pu	1.076e2 g	-1.6%
^{241}Pu	3.031e1 g	-9.4%
^{242}Pu	1.894 g	-27.6%



Reactivity-Equivalent Physical Transformation (RPT)

- Homogenization scheme applied to TRISO compacts/pebbles
 - Simple volume-weighted homogenization results in lower k_{eff} due to **reduced resonance self-shielding effect**
- RPT model iteratively created with criticality simulations only
 - Mass is conserved
 - So is the depletion solution



J. M. NOH et al. 2008



Reactivity-Equivalent Physical Transformation (RPT)

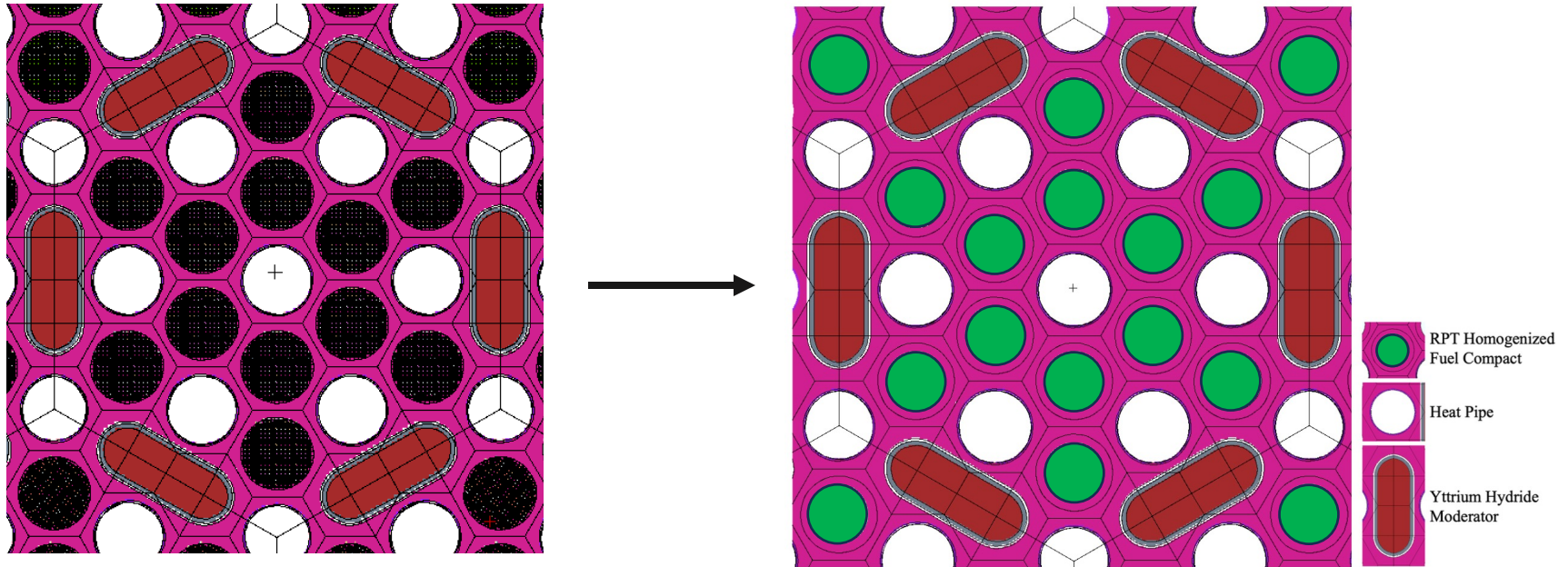
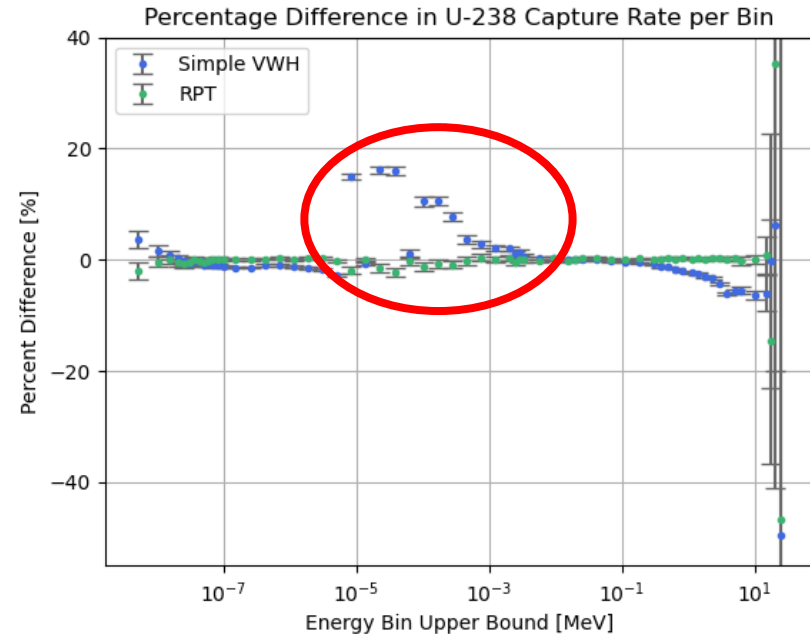


Figure 4.9: Flake with RPT applied to fuel compacts.



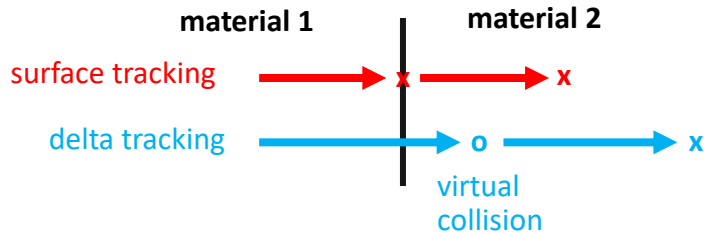
Reactivity-Equivalent Physical Transformation

- VWH underpredicted k_{eff} by ~ 700 pcm
 - Overpredicted Pu
 - Underpredicted U fission products
- RPT k_{eff} was the same over time
 - most isotope inventory agreed within 3%
- kcode calculations were 5x faster
 - Depletion calculations were 2x faster



Woodcock Delta Tracking

- Cross section and collision treatment
 - Virtual collisions do not change energy/direction



- Performs poorly in:
 - Optically thin materials (statistics)
 - Localized heavy absorbers (CPU time)

$$\Sigma'_{mat1} = \Sigma_{mat1} + \Sigma_{virtual}$$

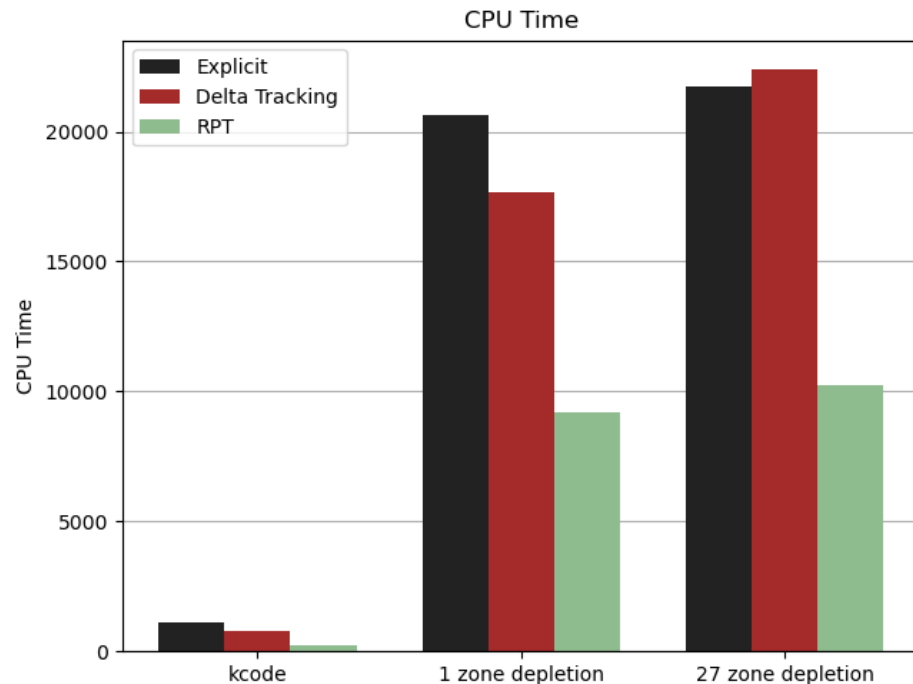
$$\Sigma'_{mat1} = \Sigma'_{mat2} = \dots = \Sigma_{majorant}$$

$$P = \frac{\Sigma_{current\ material}}{\Sigma_{majorant}}$$



Delta Tracking

- Prototype delta tracking module for MCNP6 developed by XCP-3 at LANL
- When enabled in individual compacts:
 - 30% speedup using kcode
 - 15% speedup using burn*
 - 3% longer with more zones
- Majorant is calculated globally

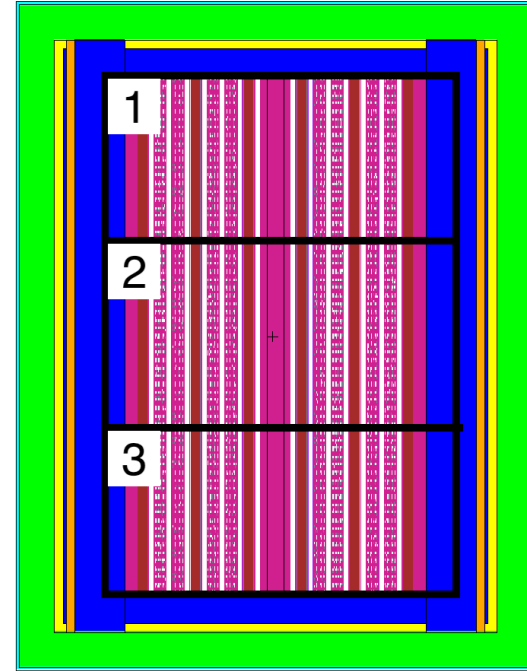
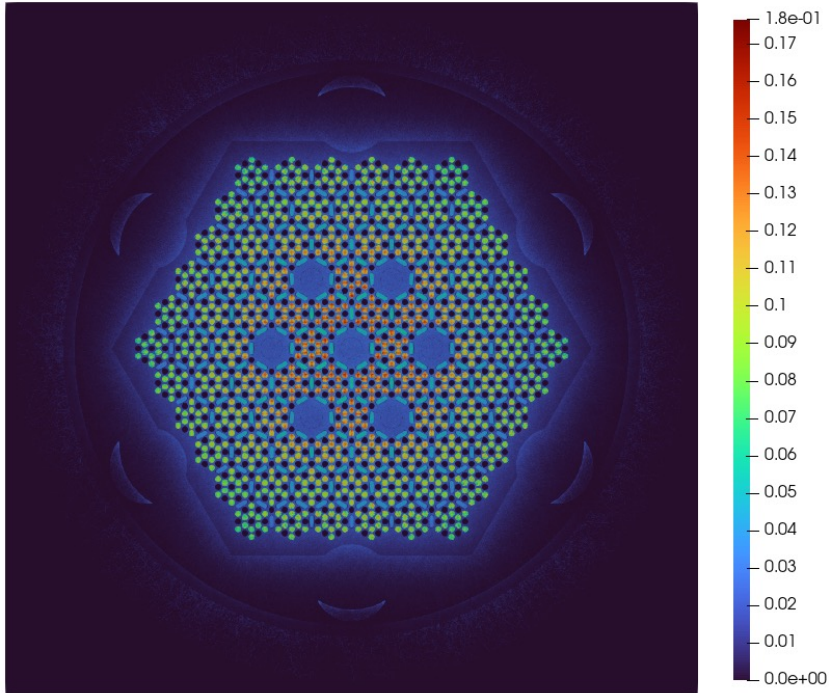


Conclusions

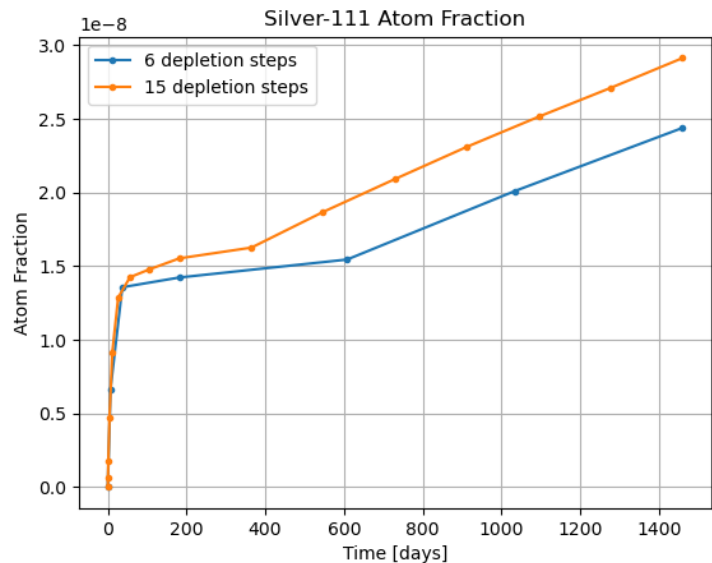
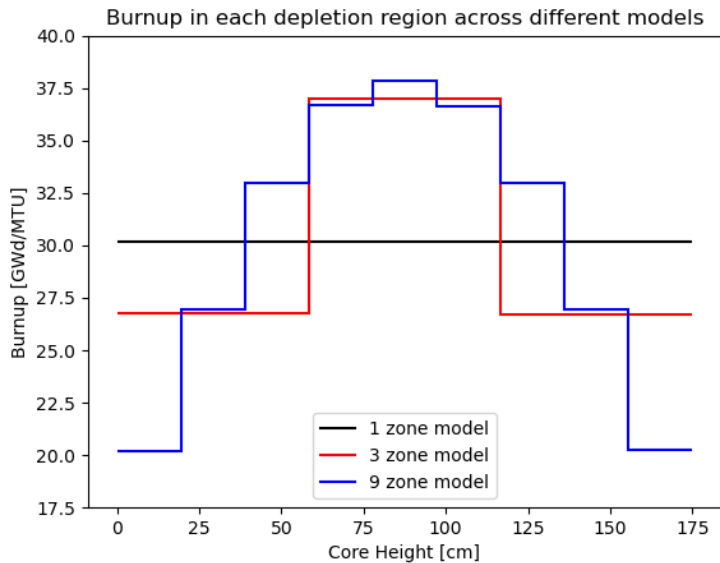
- Depletion resolution is very problem dependent
 - A single depletion zone overpredicted the Snowflake core lifetime by 20%
 - Average burnup and total U-235 mass can be achieved with a single step and a single zone (plutonium requires more)
- The RPT method was effective at reducing problem complexity while preserving the global depletion solution.
 - Process can be automated to aid design iteration
- The prototype MCNP delta tracking module sped up kcode CPU time by 30%, but was not always beneficial in depletion.
 - Easier to implement



Extra Slide: Power Deposition

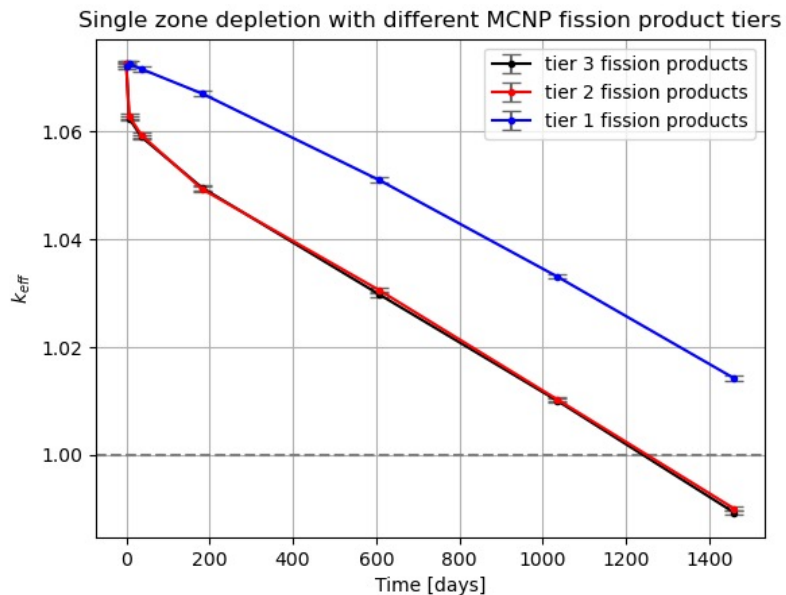


Extra Slide: Burnup Resolution Plots

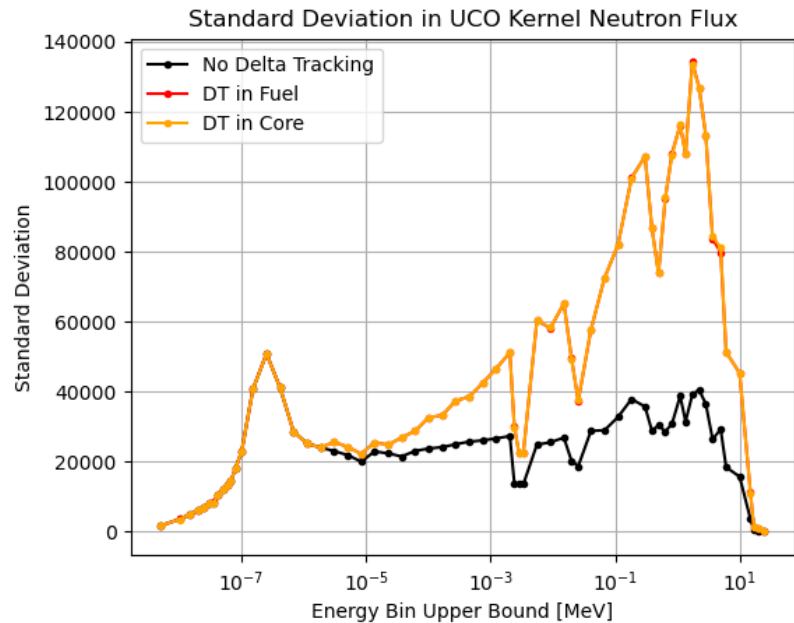
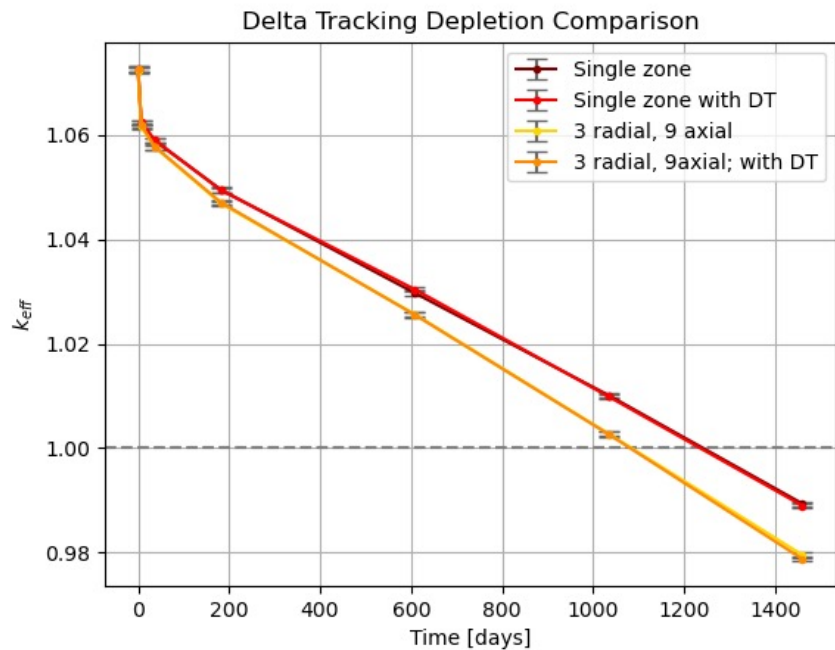


Extra Slide: Tracked Isotopes

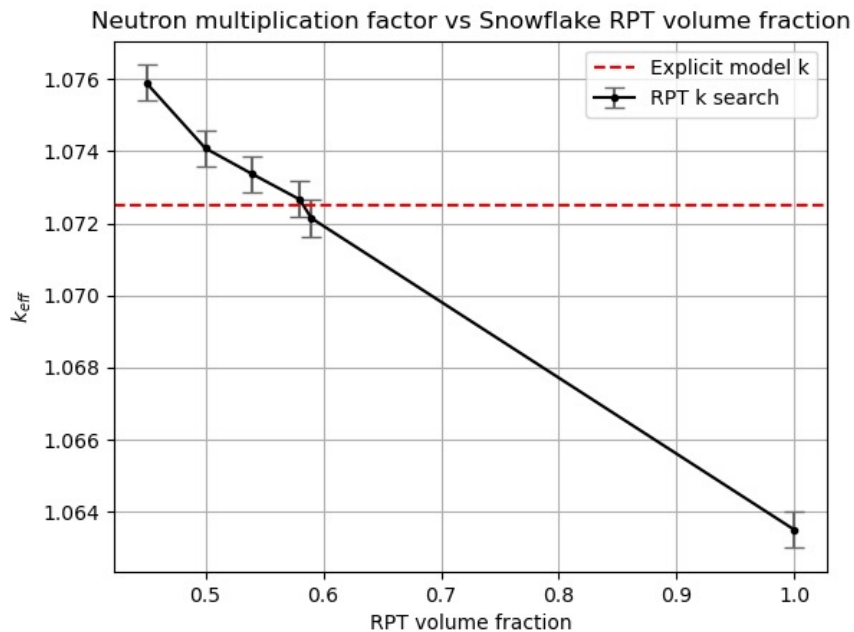
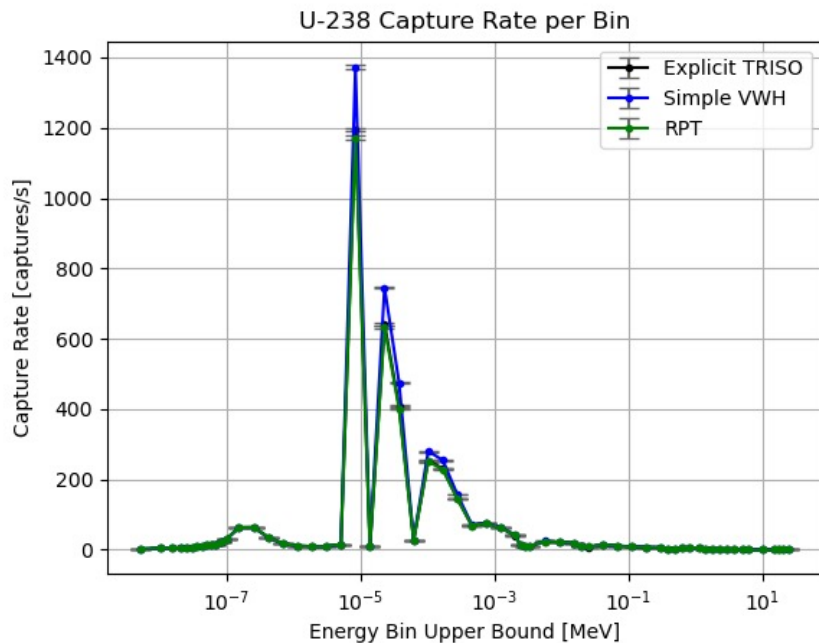
- Tier 1 FP: 49 isotopes
- Tier 2 FP: 117 isotopes
- Tier 3 FP: 250 isotopes
- Observations:
 - Tier 2 CPU time +31%
 - Tier 3 CPU time +45%
 - Significant ^{155}Gd difference between FP tiers 2 and 3



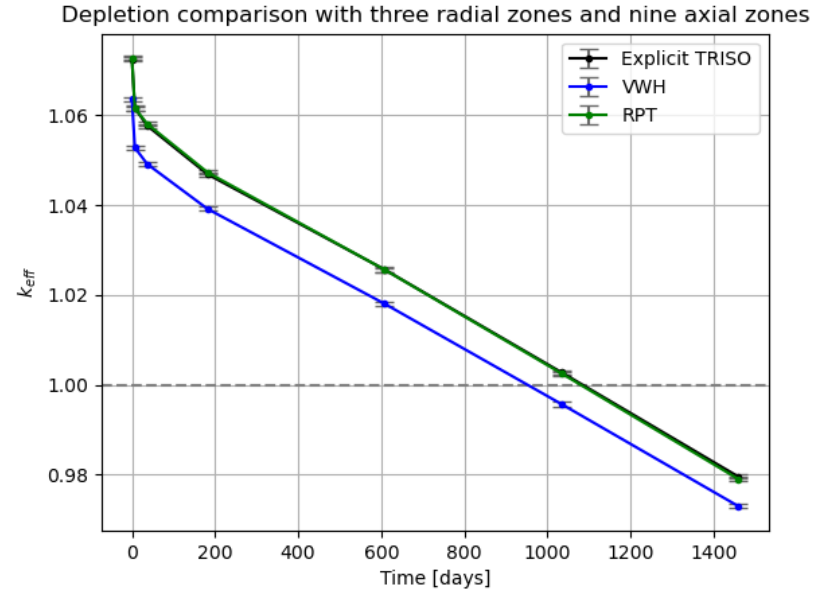
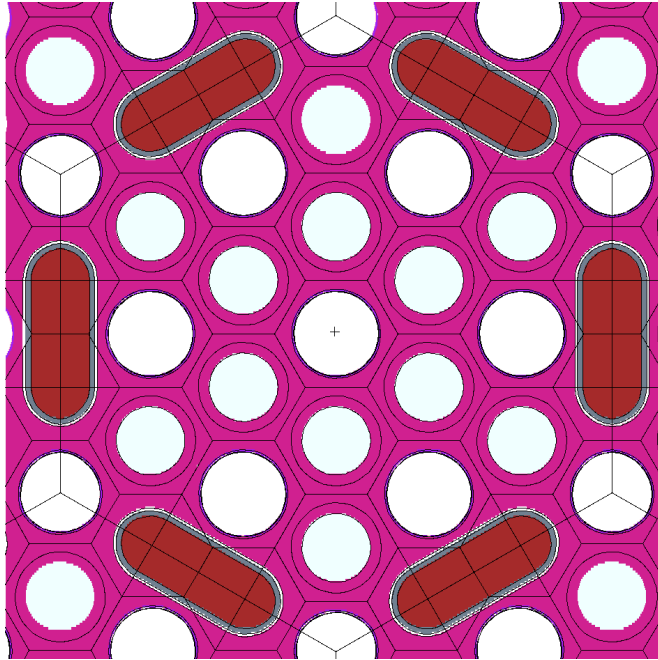
Extra Slide: Tracked Isotopes



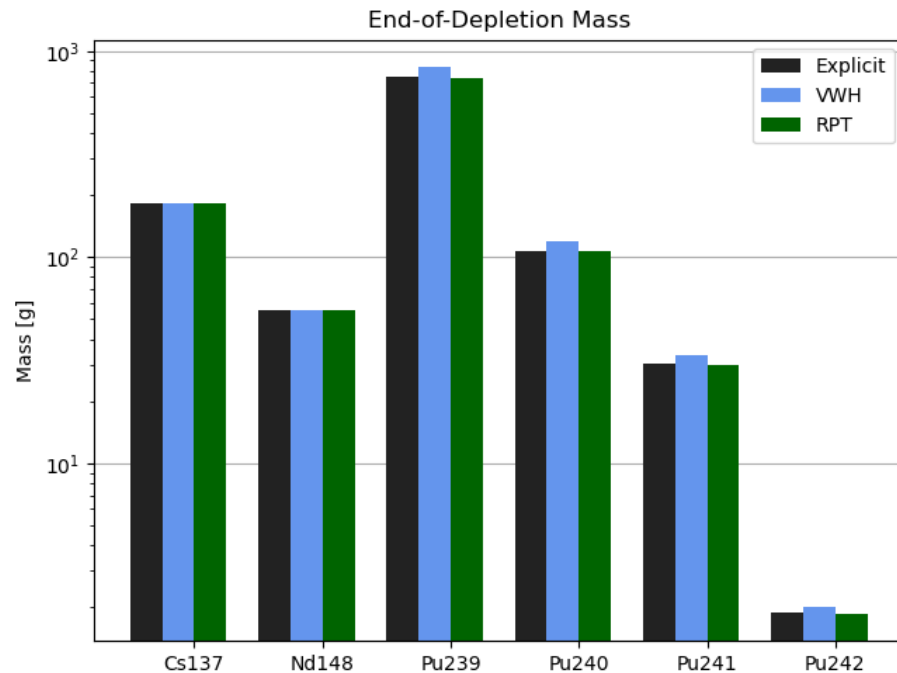
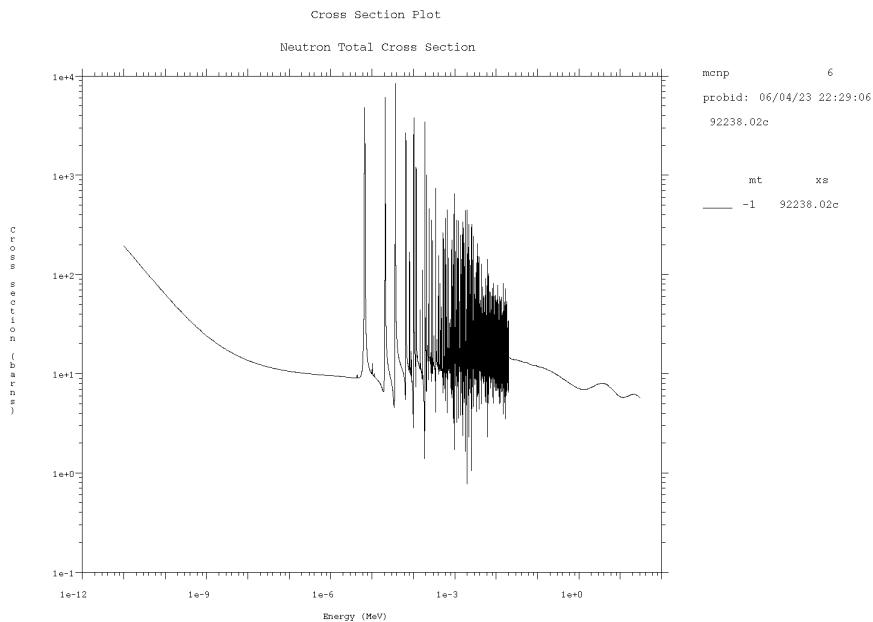
Extra Slide: RPT figures



Reactivity-Equivalent Physical Transformation

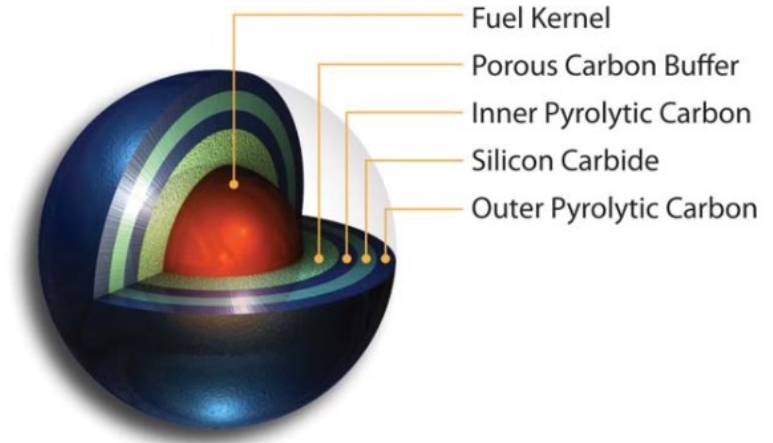


Extra Slide: U-238 Total Cross Section



Introduction/Motivation

- Microreactors have great promise to fulfil a new set of mission objectives
 - Many operate at high temperatures
- However, depletion simulations are very slow
 - Require iteration to get right
- Explicitly modeling TRISO particles in MCNP dramatically slows down the surface tracking algorithm




B. COLLIN 2018



Outline

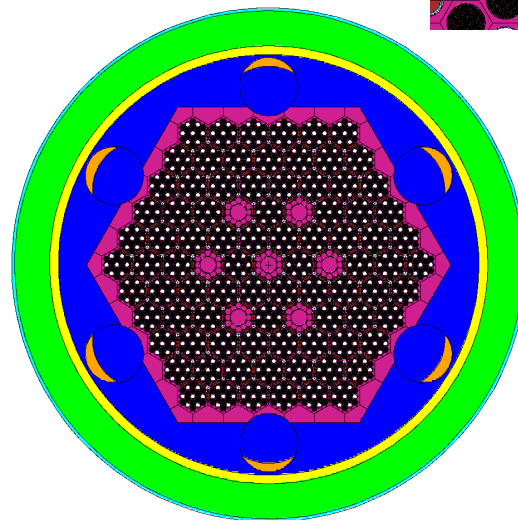

- Snowflake Microreactor:
 - **Spatial Depletion Resolution**
 - Global core parameters
 - **Reactivity-Equivalent Physical Transformation (RPT)**
 - Homogenization technique
 - **Woodcock Delta Tracking**
 - Cross section and collision treatment



Snowflake Microreactor

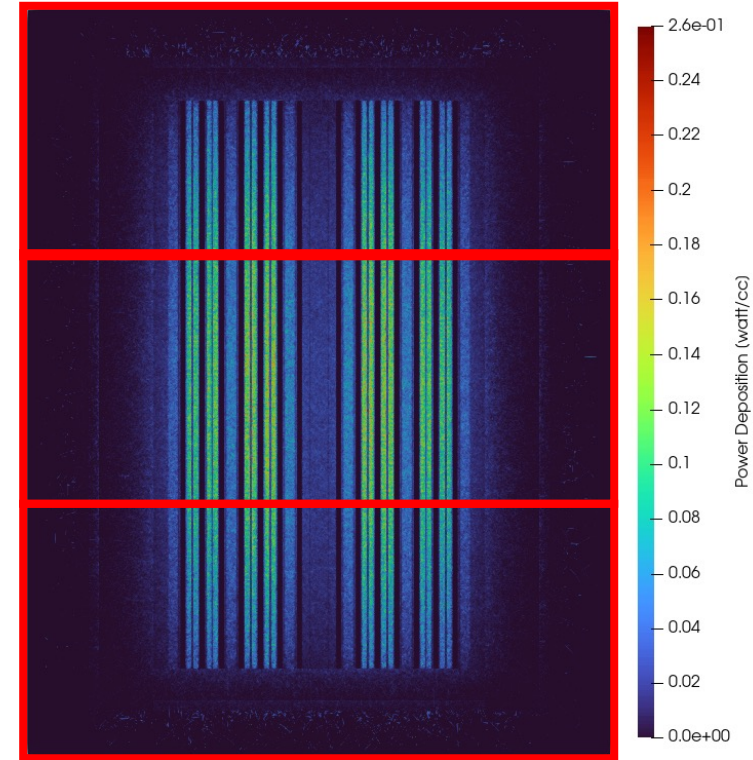
- Flexible design developed by Los Alamos National Laboratory
 - 3.5 MWt over 3 years
 - 6 control drums
 - 7 graphite followed shut down rods
 - 84 fueled “flakes”

- MCNP6 on LANL HPC
 - 36 processes
 - Run times less than 12 hours
 - Could be MUCH longer



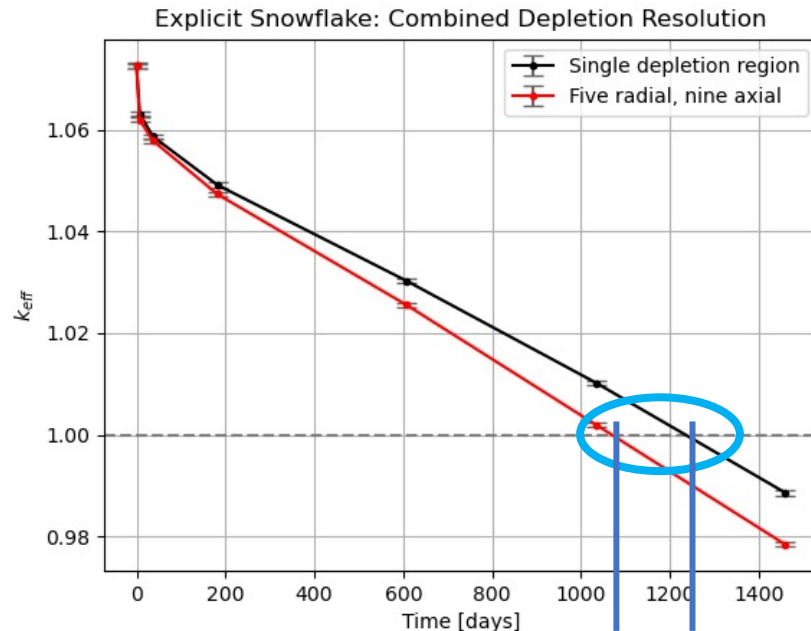
Spatial Depletion Resolution

- Why are depletion calculations inherently slow?
- What is spatial depletion resolution?
- How did I test it?



Spatial Depletion Resolution

- k_{eff} 826 PCM higher at end of simulation
- Core lifetime reduced from 3.5 to 2.9 years (20% reduction)
- 10% increase in CPU and run time (does this matter?)
 - single zone: 9.5 hours
 - 45 zones: 10.5 hours



2.9 vs 3.5 years



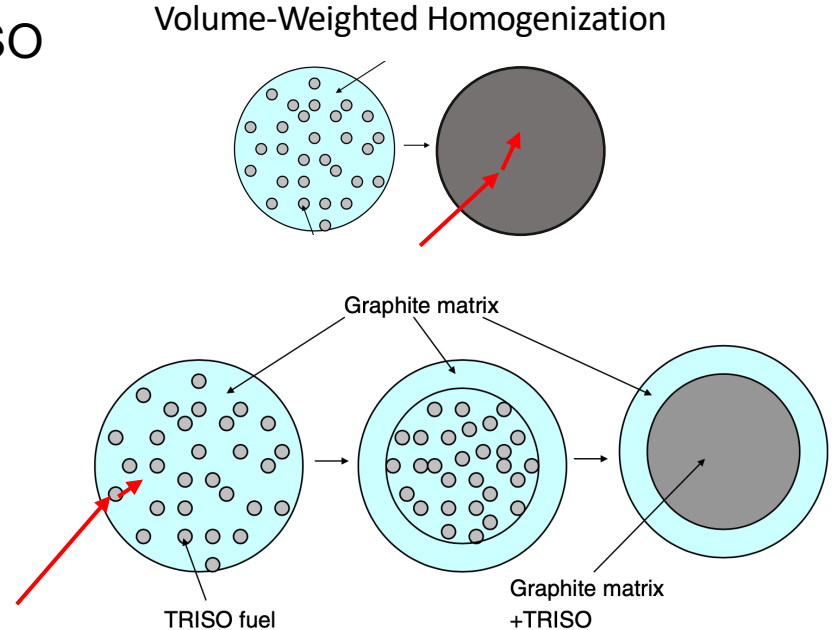
Differences in Isotopics (1 vs 45 zones)

Isotope	45 zone mass	1 zone % diff.
^{137}Cs	1.821e2 g	0.1%
^{148}Nd	5.543e1 g	0.1%
^{238}Pu	9.851e-1 g	-17.3%
^{239}Pu	7.463e2 g	1.7%
^{240}Pu	1.076e2 g	-1.6%
^{241}Pu	3.031e1 g	-9.4%
^{242}Pu	1.894 g	-27.6%



Reactivity-Equivalent Physical Transformation (RPT)

- Homogenization scheme applied to TRISO compacts/pebbles
 - Simple volume-weighted homogenization results in lower k_{eff} due to **reduced resonance self-shielding effect**
- RPT model iteratively created with criticality simulations only
 - Mass is conserved
 - So is the depletion solution



J. M. NOH et al. 2008



Reactivity-Equivalent Physical Transformation (RPT)

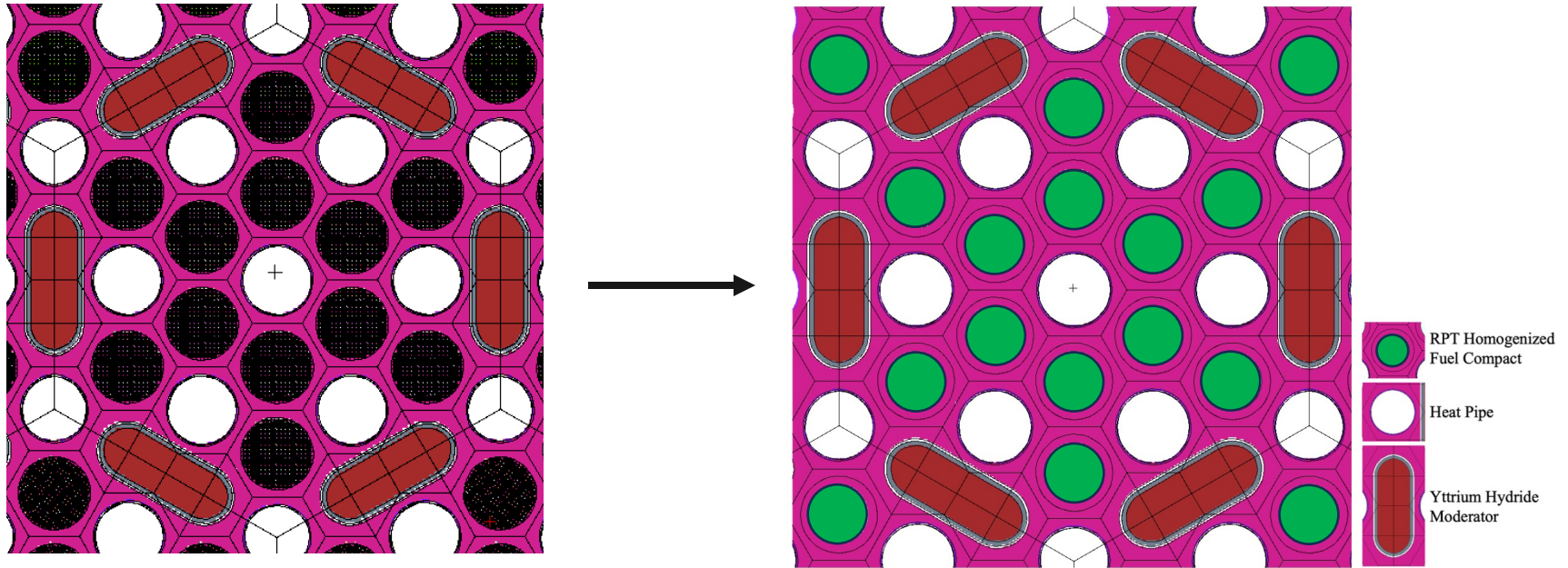
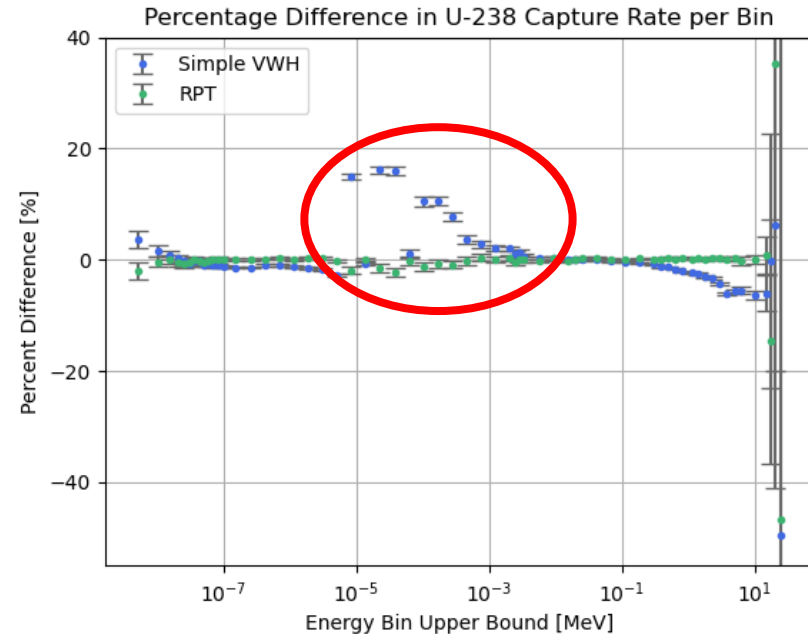


Figure 4.9: Flake with RPT applied to fuel compacts.



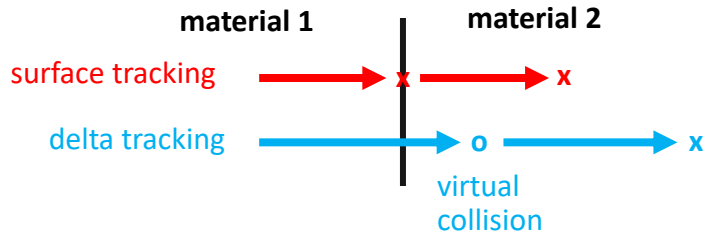
Reactivity-Equivalent Physical Transformation

- VWH underpredicted k_{eff} by ~ 700 pcm
 - Overpredicted Pu
 - Underpredicted U fission products
- RPT k_{eff} was the same over time
 - most isotope inventory agreed within 3%
- kcode calculations were 5x faster
 - Depletion calculations were 2x faster



Woodcock Delta Tracking

- Cross section and collision treatment
 - Virtual collisions do not change energy/direction



- Performs poorly in:
 - Optically thin materials (statistics)
 - Localized heavy absorbers (CPU time)

$$\Sigma'_{mat1} = \Sigma_{mat1} + \Sigma_{virtual}$$

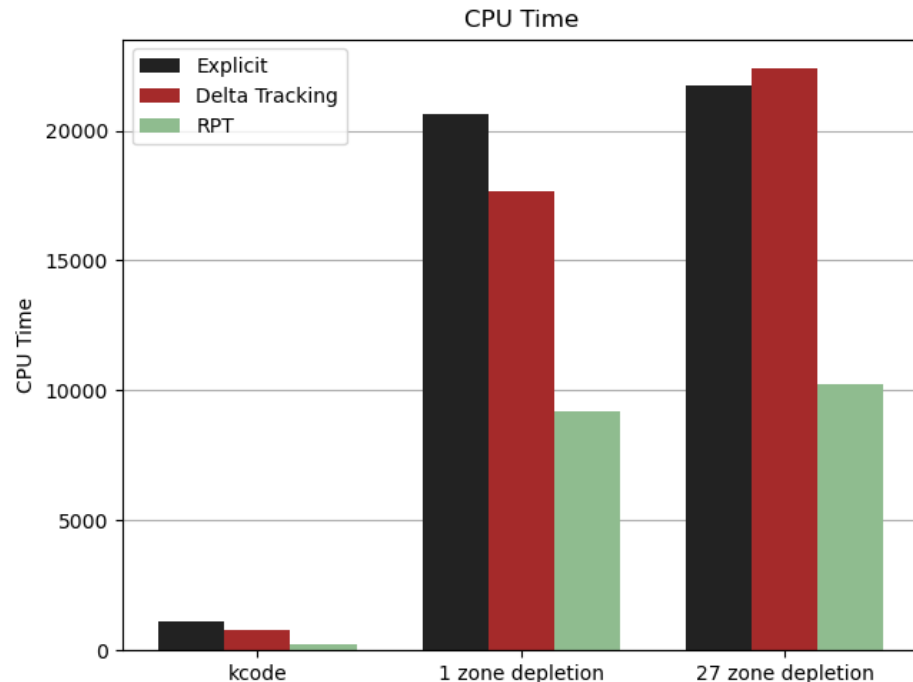
$$\Sigma'_{mat1} = \Sigma'_{mat2} = \dots = \Sigma_{majorant}$$

$$P = \frac{\Sigma_{current\ material}}{\Sigma_{majorant}}$$



Delta Tracking

- Prototype delta tracking module for MCNP6 developed by XCP-3 at LANL
- When enabled in individual compacts:
 - 30% speedup using kcode
 - 15% speedup using burn*
 - 3% longer with more zones
- Majorant is calculated globally

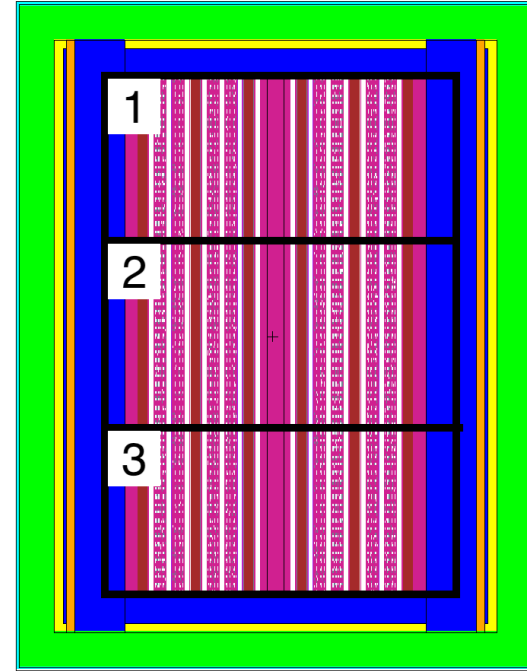
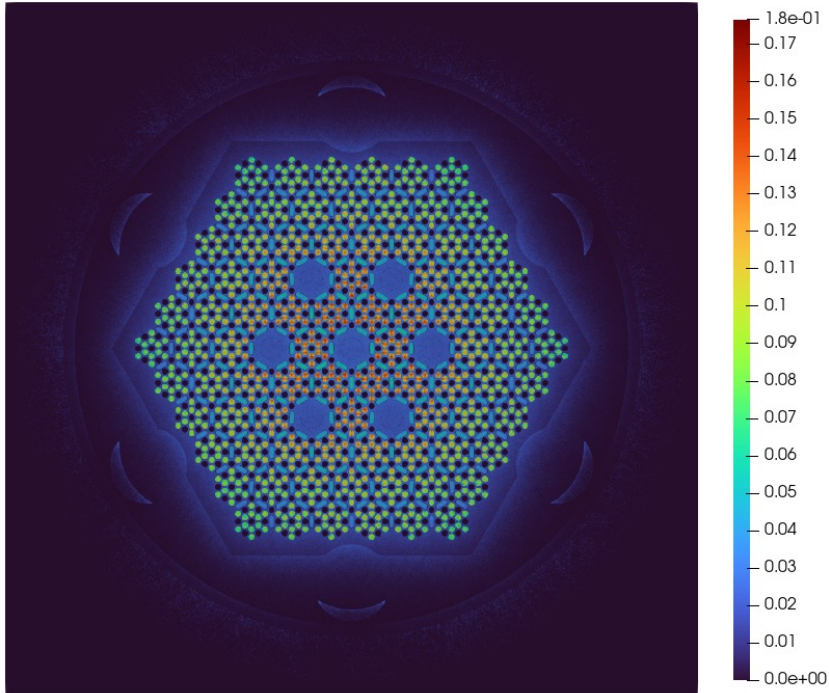


Conclusions

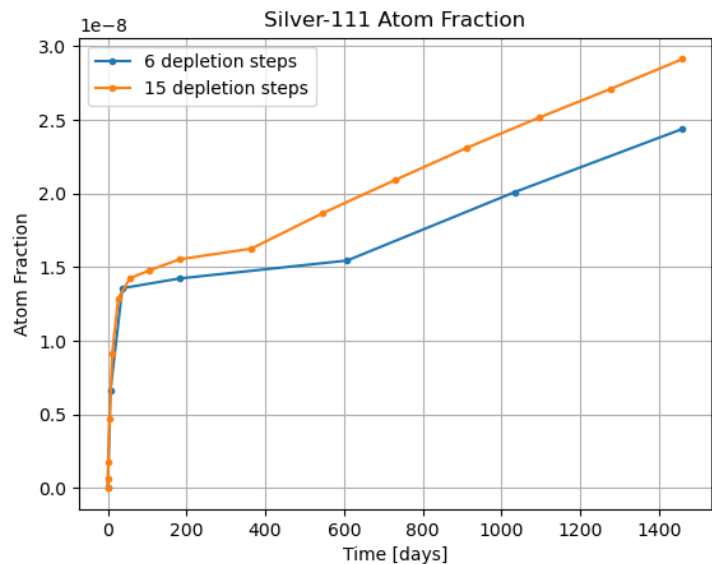
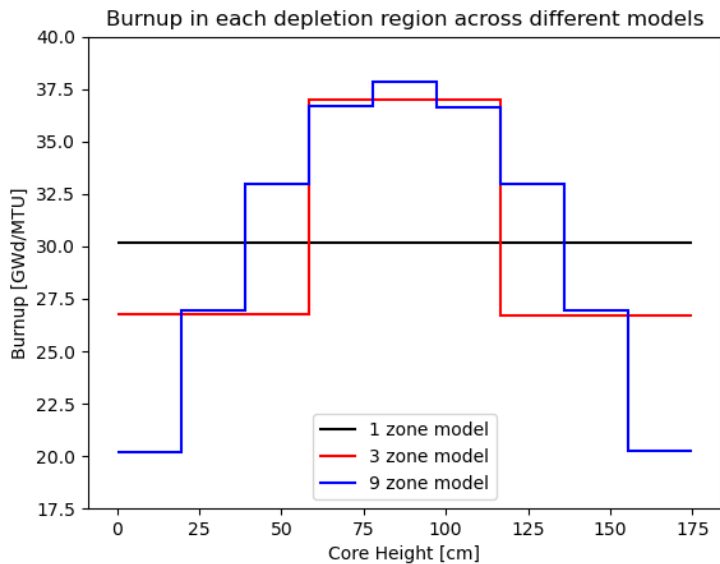
- Depletion resolution is very problem dependent
 - A single depletion zone overpredicted the Snowflake core lifetime by 20%
 - Average burnup and total U-235 mass can be achieved with a single step and a single zone (plutonium requires more)
- The RPT method was effective at reducing problem complexity while preserving the global depletion solution.
 - Process can be automated to aid design iteration
- The prototype MCNP delta tracking module sped up kcode CPU time by 30%, but was not always beneficial in depletion.
 - Easier to impliment



Extra Slide: Power Deposition

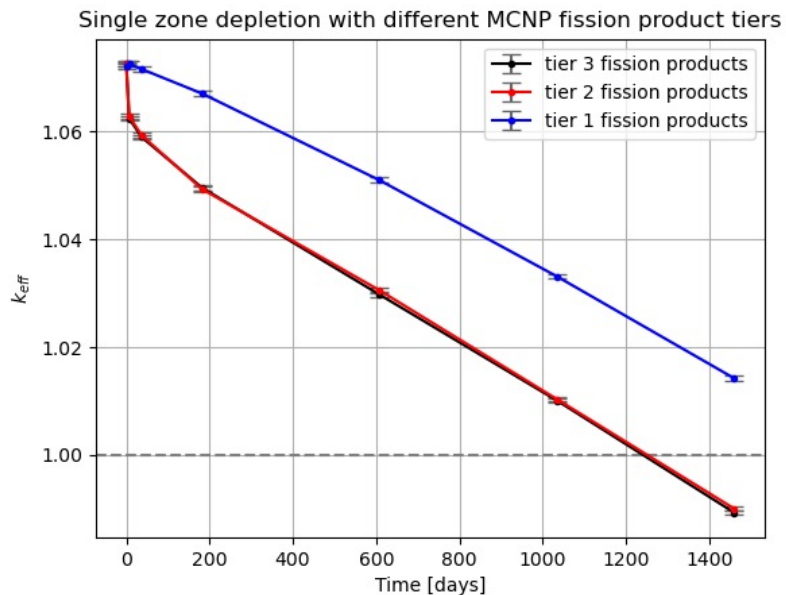


Extra Slide: Burnup Resolution Plots

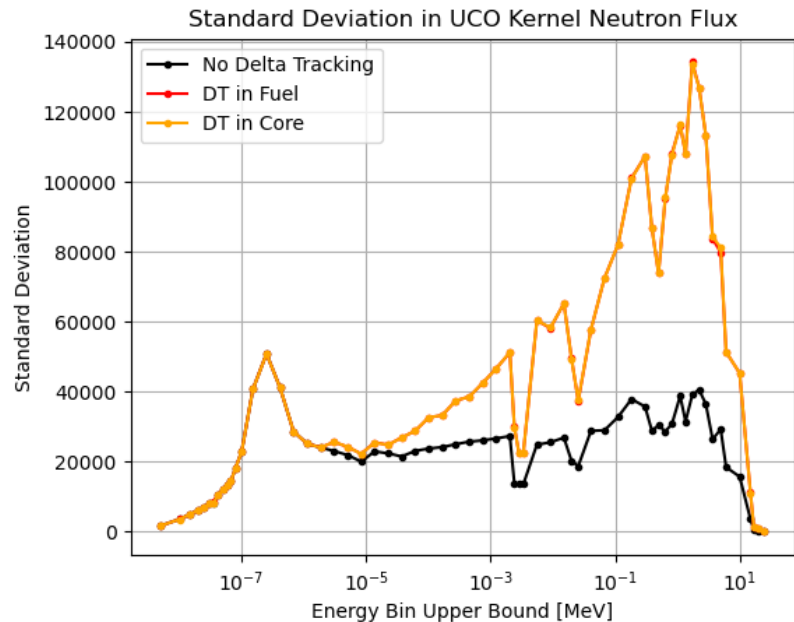
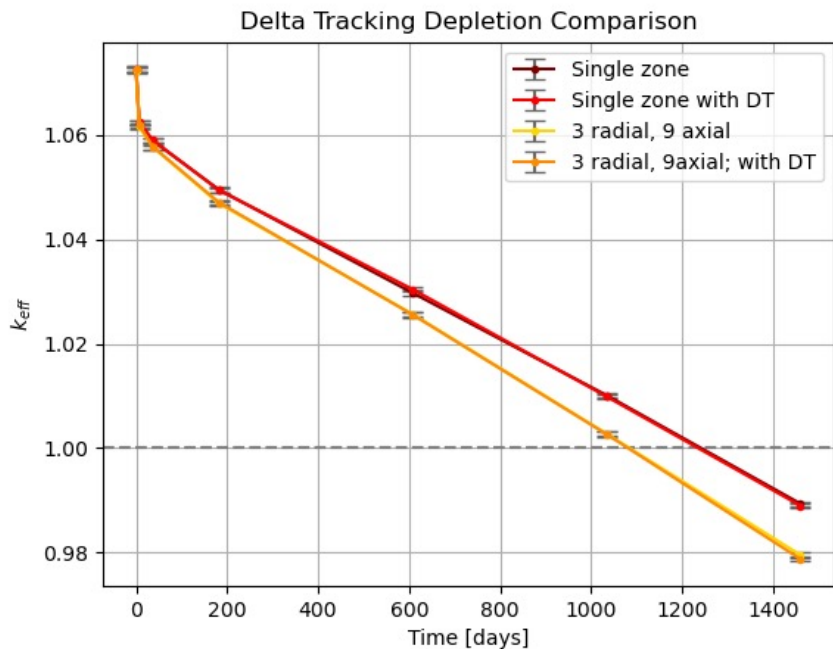


Extra Slide: Tracked Isotopes

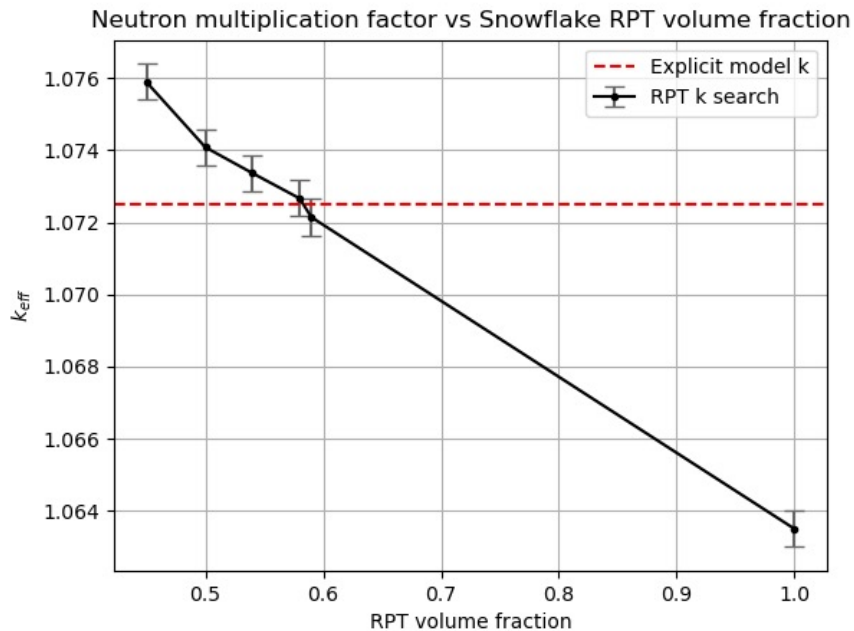
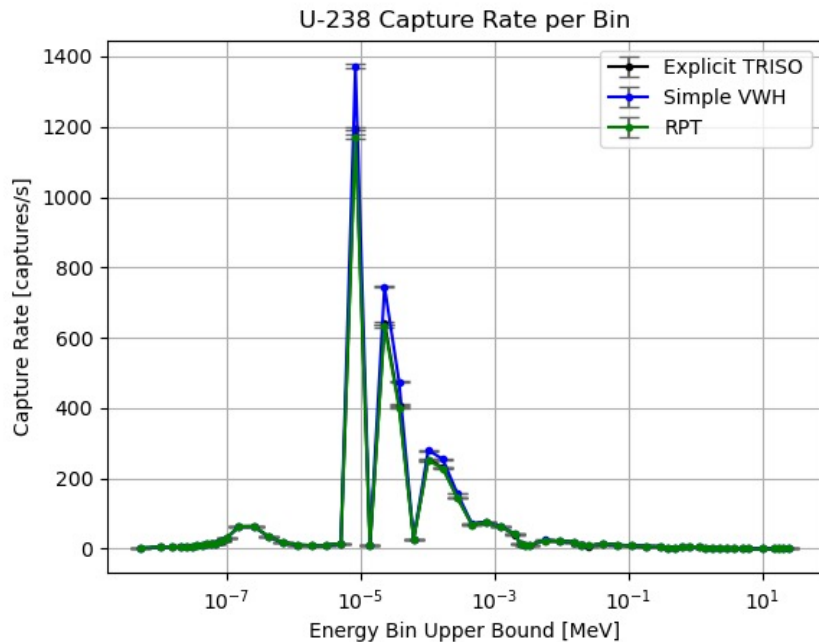
- Tier 1 FP: 49 isotopes
- Tier 2 FP: 117 isotopes
- Tier 3 FP: 250 isotopes
- Observations:
 - Tier 2 CPU time +31%
 - Tier 3 CPU time +45%
 - Significant ^{155}Gd difference between FP tiers 2 and 3



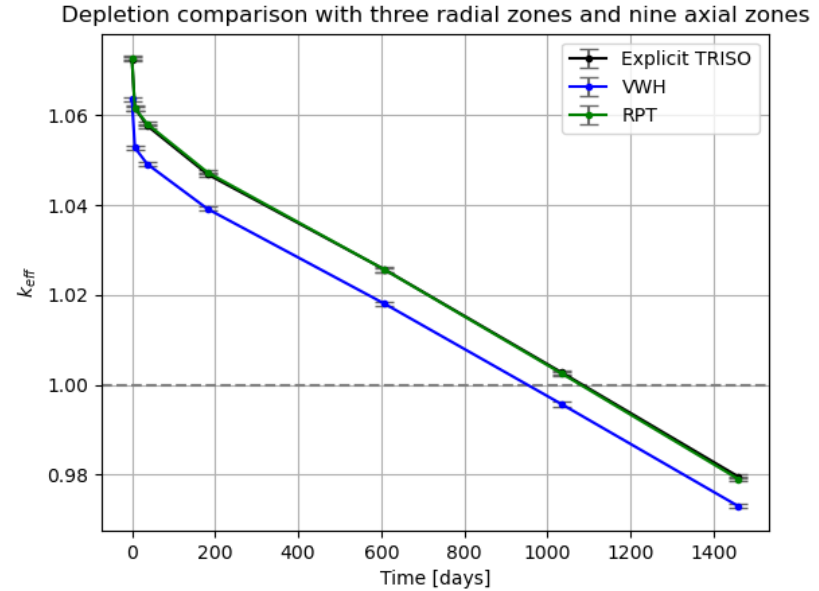
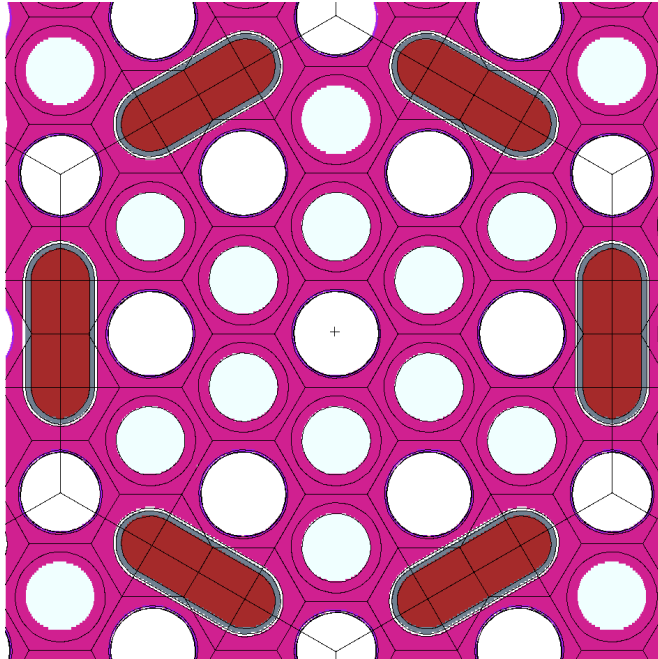
Extra Slide: Tracked Isotopes



Extra Slide: RPT figures



Reactivity-Equivalent Physical Transformation



Extra Slide: U-238 Total Cross Section

